

August 2009

# Stamp Scrap News

## Highlights

### **GUEST INSTRUCTOR:**

Maggie Crawford returns to Creating Lasting Memories the third week in August to teach three classes. There should be something for everyone. But I warn you - you may not want to miss any of these! Samples are up on the board at the store by the front counter. Stop by and see the awesome projects she has planned to teach us.

### **WASHI PAPER FLORAL ART**

Using washi paper, floral wire and unique embellishments, you will create 3D flowers that bloom right on the card. These would also look beautiful on a scrapbook page.  
*August 14, 6-8 p.m. Maggie. \$25.*

### **COPIC**

I know a lot of you have purchased these alcohol based ink markers. Now here is the class I have been promising where you can learn how

to color with them. Using Copic markers and stamps from Impression Obsession you will learn some of the great techniques for using these markers to their full potential. Learn how to blend and shade, and how to create some fun textures. Please bring your own markers if you have some. *August 15, 10 a.m.-12 p.m. Maggie. \$25.*

### **FURTHER ADVENTURES IN COLOR WITH RANGER**

For those who, like me, love distress and anything Tim Holtz, this class is for you. This will be a technique class and you will make a tag book with lots of new ideas for using Ranger product. Learn some new background techniques using Distress inks, Dabber paints and Perfect Pearls. Find out more about the Lights and Brights Alcohol Inks and using the new Alcohol Ink pens. The tag book is on display at the store. Come check it out. *August 15, 1-4*

*p.m. Maggie. \$35.*








### **INTRO TO QUILLING**

I have wanted to have a class in this art form and finally found someone to teach it. My friend, Robin Tripp, will show you how to quill the basic shapes and you will put it all together into a gorgeous card. *August 21, 2-4 p.m. Robin. \$20.*

## Birthday Parties

We now do birthday parties for groups of up to ten kids. They each make a scrapbook filled with pictures of themselves having fun at the party with their friends. Call the store to make reservations or for more info.

# August Calendar

MONDAY	TUESDAY	WEDNESDAY	THURSDAY	FRIDAY	SATURDAY
					<p>10:30a-12:30p <b>1</b></p> <p> The Creative Page</p> <p>2:30-4 p.m.</p> <p> Brookings Stamp Club</p>
<p>11a-12:30p <b>3</b></p> <p> Make-a-Card Monday</p>	<b>4</b>	<p>1:30-3:30 p.m. <b>5</b></p> <p> Scrappin' Wednesday</p>	<p>11 a.m.-1 p.m. <b>6</b></p> <p>\$1 Make 'n Take</p> <p>11 a.m.-1 p.m.</p> <p>FREE Demo</p>	<p>6-10:30 p.m. <b>7</b></p> <p>  Creative Paper Crop</p>	<p>10:30a-4:30p <b>8</b></p> <p>  Open Crop</p>
<p>11a-12:30p <b>10</b></p> <p> Make-a-Card Monday</p>	<b>11</b>	<p>1:30-3:30 p.m. <b>12</b></p> <p> Scrappin' Wednesday</p>	<p>11 a.m.-1 p.m. <b>13</b></p> <p>\$1 Make 'n Take</p> <p>11 a.m.-1 p.m.</p> <p>FREE Demo</p>	<p>6-8 p.m. <b>14</b></p> <p>  Washi Paper Floral Art</p>	<p>10a-12p <b>15</b></p> <p> Copic</p> <p>1-4 p.m.</p> <p> Further Adventures in Color with Ranger</p>
<p>11a-12:30p <b>17</b></p> <p> Make-a-Card Monday</p>	<b>18</b>	<p>1:30-3:30 p.m. <b>19</b></p> <p> Scrappin' Wednesday</p>	<p>11 a.m.-1 p.m. <b>20</b></p> <p>\$1 Make 'n Take</p> <p>11 a.m.-1 p.m.</p> <p>FREE Demo</p>	<p>2-4 p.m. <b>21</b></p> <p> Intro to Quilling</p> <p>6-10:30 p.m.</p> <p>  Creative Paper Crop</p>	<p>10:30a-12:30p <b>22</b></p> <p> The Creative Page</p> <p>2-4 p.m.</p> <p> Inkadinkado Christmas</p>
<p>11a-12:30p <b>24</b></p> <p> Make-a-Card Monday</p>	<p>6-8 p.m. <b>25</b></p> <p> Inkadinkado Christmas</p>	<p>1:30-3:30 p.m. <b>26</b></p> <p> Scrappin' Wednesday</p>	<p>11 a.m.-1 p.m. <b>27</b></p> <p>\$1 Make 'n Take</p> <p>11 a.m.-1 p.m.</p> <p>FREE Demo</p>	<p>6-10:30 p.m. <b>28</b></p> <p>  Creative Paper Crop</p>	<p>10:30a-12:30p <b>29</b></p> <p> The Creative Page</p> <p>1:30-4 p.m.</p> <p> Recipe Book</p>

# Class Descriptions

## **\$1 MAKE 'N TAKE**

Come anytime between 11 a.m. and 1 p.m. and let us lead you through making a card or other item using some of our latest products or stamps. *Every Thursday, 11 a.m.-1 p.m. Shari. \$1.*

## **BROOKINGS STAMP CLUB**

Inkredible Friends is our stamp club in Brookings. New members always welcome. We get together for about two hours to stamp, exchange cards and share ideas. *First Saturday of the month, 2:30 p.m. Free.*

## **CREATIVE PAPER CROP**

**NOW EVERY FRIDAY EVENING!**

For all paper artists, scrapbookers and stampers, our crops are a way to treat yourself to some uninterrupted creative time with friends. Drinks and popcorn are provided. Bring a snack to share if you wish. Prize drawing for everyone present at 7 p.m. Please call and sign up as space is limited. *Every Friday, 6-10:30 p.m. \$4.*

## **FREE DEMOS**

Step into the main room and join Marjorie for a free demo before or after creating your Make 'n Take. We demonstrate a product and you can

try it out. The demonstrated product will be available at a discount for that day only. Purchases limited to stock on hand. *Every Thursday, 11 a.m.-1 p.m. Marjorie. Free.*

## **INKADINKADO XMAS**

In this first Christmas card class of the season, you will create 4 cards using this clear set from Inkadinkado, a variety of Christmas papers and embellishments. The stamp set is **FREE** and is included in the cost of the class. Please bring your own set of acrylic blocks.

*August 22, 2-4 p.m., and August 25, 6-8 p.m. Marti. \$30.*



## **MAKE-A-CARD MONDAY**

If you like what you tried at Thursday's demo, then come to this class and make two cards using the same technique. *Every Monday, 11 a.m.-12:30 p.m. Marjorie. \$10.*

## **NANA'S KITCHEN RECIPE BOOK - PART 1**

Cathy has designed a 20-page 8x8 recipe/photo book using DCWV Nana's Kitchen paper stack and some great embellishments including cupcake buttons. Pages can be used for recipes or for cute girlie or birthday party photos. Class space is limited due to paper availability so sign up early. *August 29, 1:30-4 p.m. Cathy. \$25.*

## **OPEN CROP**

Whenever we have a Saturday without a class we open the classroom to anyone who would like to come work on their paper craft project. There is no fee but you must call to reserve a space. *August 8, 10:30 a.m.-4:30 p.m. Free.*

## **SCRAPPIN' WEDNESDAY**

Take the stress out of scrapbooking using less and getting great results. Bring 6-8 of your favorite photos. Beginners welcome! *Every Wednesday, 1:30-3:30 p.m. Ruth. \$10 plus cost of paper.*


## **THE CREATIVE PAGE**

Do you suffer from designer's block? Are you tired of doing the same thing to every page over and over again? Well, this class is what you need! Create a fresh new double 12x12 layout using the newest and coolest techniques and products on the market. For intermediate and advanced scrapbookers. *August 1, 22, & 29, 10:30 a.m.-12:30 p.m. Jacki. \$10 plus supplies.*

## Basic Kit

Dry adhesive (tape runner)  
Glue dots  
Pencil  
Scissors  
Ruler  
12" Paper trimmer  
Journaling pen  
Bone folder  
Black/brown dye ink pad  
Foam mounting adhesive

*Required for all classes and Thursday's Make 'n Take.*



# Creating Lasting Memories

scrapbooking · stamping · paper crafts

Open Monday through Saturday  
10 a.m. to 5 p.m.

609 Chetco Avenue  
PO Box 1973  
Brookings, Oregon 97415

**PHONE/FAX** 541-469-2187

**EMAIL** [info@clmemories.com](mailto:info@clmemories.com)

**WEBSITE** [www.clmemories.com](http://www.clmemories.com)